

FIRE SAFETY


Definition: fire safety is a set of practices intended to reduce the destruction caused by fire and includes measures that are intended to prevent ignition and measures that limit the development and effects of a fire after it started.

ESSENTIALS

The dangers of a fire in hotels and guest houses is real and dangerous, for guests and employees alike. Fire safety measures are extremely important to prevent fires and react appropriate in case a fire occurs. To be prepared for potential fire hazards demands the following fire safety measures.

Carry out a fire risk assessment	<ol style="list-style-type: none">1) Identify hazards (e.g. faulty plug sockets, damaged kitchen appliances, ventilation), sources of kindling (e.g. furniture, laundry, paper, chemicals) and carry out a check on the outside environment (e.g. bush around lodge, trees, garden etc.)2) Identify who is at risk (e.g. employees, customers)3) Determine safety measures and apply4) Record5) Review and update regularly
Appoint fire wardens	<ul style="list-style-type: none">• Appoint a competent person to take charge of fire safety prevention and evacuation procedures.• Fire wardens must receive technical and practical fire safety trainings, so they know how to prevent and fight fire.• Everyone should know who the designated fire wardens are.
Train staff	Provide fire safety trainings to the staff. Trainings should teach hazard prevention methods, how to react in case of fire, fire exit routes and assembly points.
Install detection, alarm systems and fire-fighting equipment and ensure regular maintenance/repair	<ul style="list-style-type: none">• Alarm systems should be in obvious locations to enable staff or guests to easily activate them if they discover a fire.• Install an appropriate fire-fighting equipment depending on your risk assessment.• Ensure regular maintenance and repair.
Plan fire escape routes	<ul style="list-style-type: none">• Escape routes should enable anyone to reach a place of safety during a fire.• Plan, sign and test escape routes regularly.• Ensure exits are marked and unblocked at any times.
Provide information to guests	<ul style="list-style-type: none">• Upon arrival, guests should know where to find fire escape routes and manual call points.• During check-in, guests' attention should be drawn to fire safety and the main exits should be pointed out• Information sheets should be handed to guests or displayed in each bedroom in an obvious location.

Introduction video: Fire safety in hotels



Source: <https://www.youtube.com/watch?v=gBuc-SRGiKw>

FIGHTING FIRE - THE FIRE EXTINGUISHER

For fighting fires, the three A's are the key rules to follow:

ACTIVATE



ASSIST



ATTEMPT



ACTIVATE the building alarm system or notify the fire department. Or, have someone else do this.

ASSIST any person in danger, or those incapable on their own, to exit the building. Don't risk yourself.

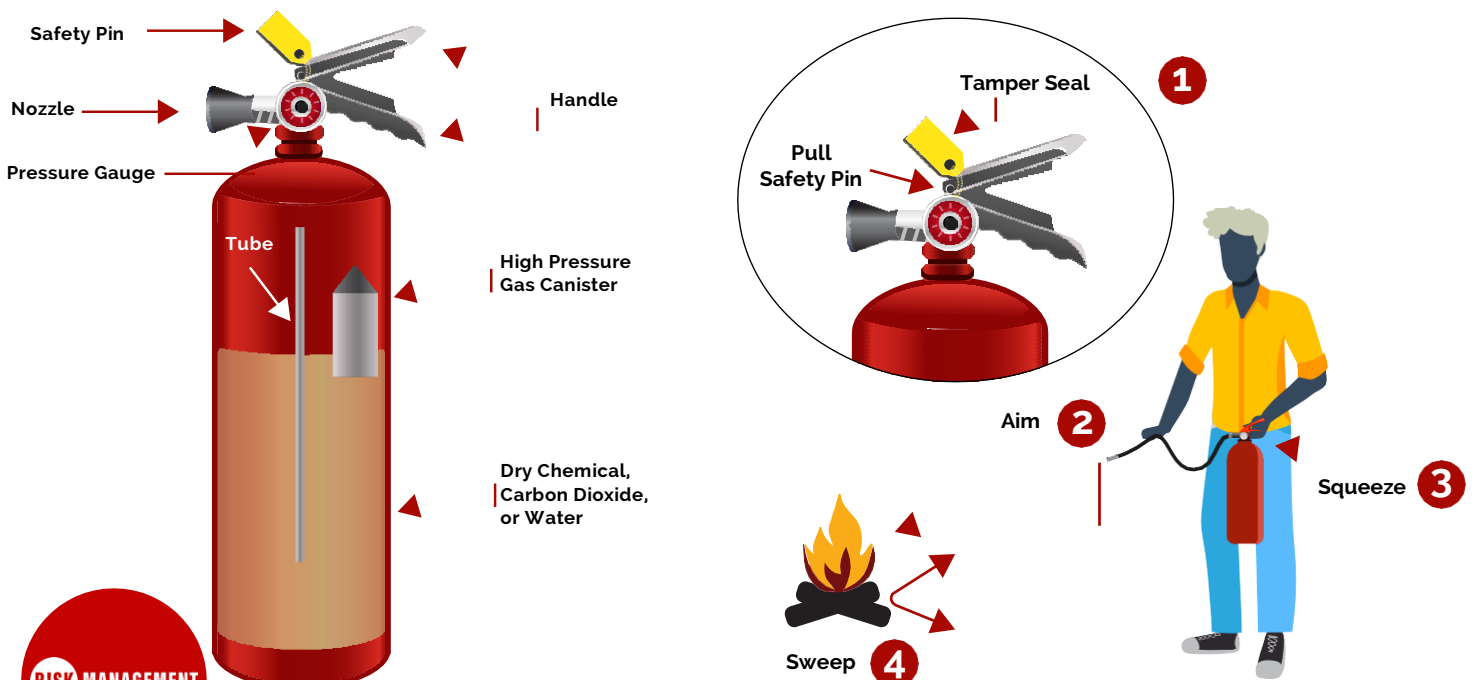
ATTEMPT to extinguish the fire only after the former two (Activate & Assist) are completed

Only attempt if:

- The fire is small and contained
- You are safe from toxic smoke
- You have a means of escape
- Your instincts tell you it's O

Portable fire extinguishers can be an effective early response to a developing fire, if they are **properly used, installed and maintained.**

USE OF FIRE EXTINGUISHER



When it is time to use the extinguisher on a fire, remember **PASS**


Pull the safety pin

Aim the nozzle at the base of the fire from the recommended safe distance.

Squeeze the operating handle to discharge the fire extinguishing agent.

Sweep the nozzle (starting at the recommended distance) from side to side until the fire is out. Move forward or around the fire area as the fire diminishes. Watch the area in case of re-ignition.

Short training video: How to use a portable fire extinguisher



Source: <https://www.youtube.com/watch?v=BLjoWjCrDqg>

